



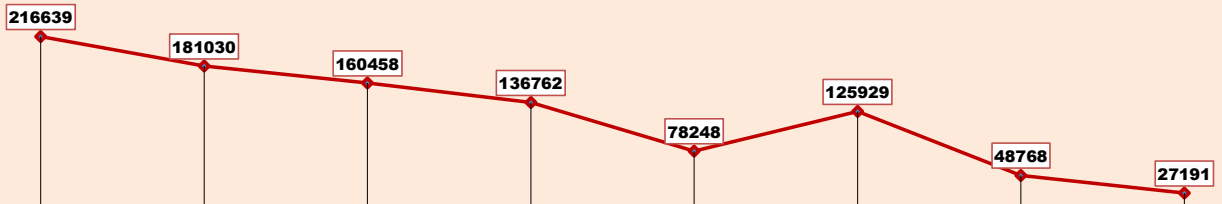
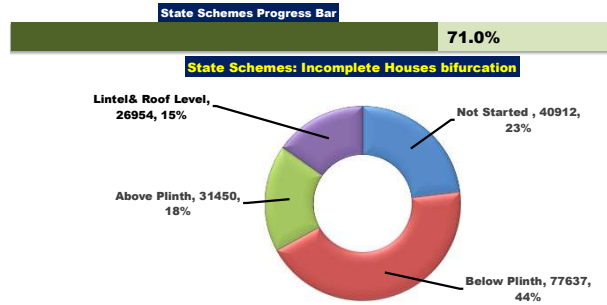
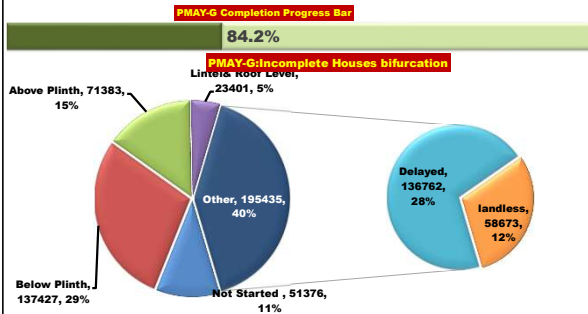
ग्रामीण गृहनिर्माण

दैनिक प्रगती अहवाल :

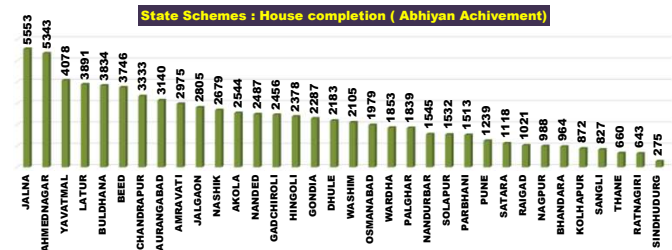
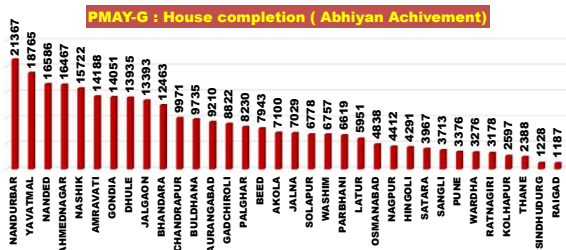
२१.०८.२०२३

प्रधानमंत्री आवास योजना ग्रामीण – मंजूरी, पूर्ण घरकुले, हप्ते वितरण, भूमिहीन, आर्थिकदृष्ट्या अपुर्ण
राज्य पुरस्कृत ग्रामीण आवास योजना – मंजूरी, पूर्ण घरकुले, हप्ते वितरण, आर्थिकदृष्ट्या अपुर्ण

योजना	एकूण मंजूरी	दैनिक मंजूरी	एकूण पूर्ण	दैनिक पूर्ण घरकुले	दैनिक पहिला हप्ता वितरीत	दैनिक दुसरा हप्ता वितरीत	दैनिक तिसरा हप्ता वितरीत
प्रधानमंत्री आवास योजना ग्रामीण	१३९३४२०	०	११७२७२३	५६	०	०	०
राज्य योजना	६०९९८३	५७	४३३०३०	८२	०	०	०
एकूण	२००३४०३	५७	१६०५७५३	१३८	०	०	०



पहिला हप्ता मिळाल्यानंतर ३ महिने उलटूनही अपुर्ण घरकुले
पहिला हप्ता मिळाल्यानंतर ६ महिने उलटूनही अपुर्ण घरकुले
पहिला हप्ता मिळाल्यानंतर ९ महिने उलटूनही अपुर्ण घरकुले
पहिला हप्ता मिळाल्यानंतर १२ महिने उलटूनही अपुर्ण घरकुले
पहिला हप्ता मिळाल्यानंतर १८ महिने उलटूनही अपुर्ण घरकुले
पहिला हप्ता मिळाल्यानंतर १० दिवसानंतरही दुसरा हप्ता न मिळालेली घरकुले
दुसरा हप्ता मिळाल्यानंतर १० दिवसानंतरही तिसरा हप्ता न मिळालेली घरकुले
तिसरा हप्ता मिळाल्यानंतर १० दिवसानंतरही अपुर्ण घरांची संख्या

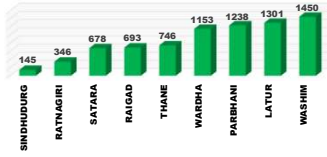


राज्य व्यवस्थापन कक्ष- ग्रामीण गृहनिर्माण

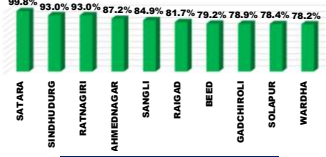
४ था मजला, दक्षिण कक्ष, सिडको भवन, सीबीडी बेलापूर, नवी मुंबई - ४०० ६१४.

Top and Bottom Ten Districts

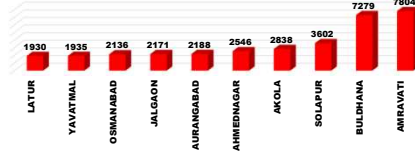
PMAY-G Delayed Houses TOP 10 Dist.



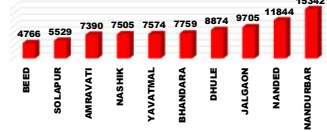
State Schemes Sanction TOP 10 Dist.



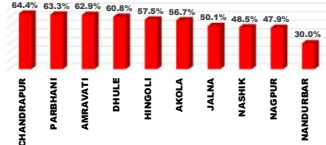
PMAY-G Remaining 1st Installments Bottom 10 Dist



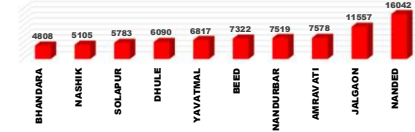
PMAY-G Delayed Houses Bottom 10 Dist.



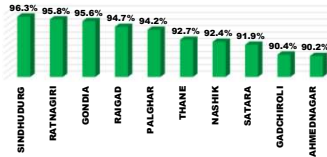
State Schemes Sanction Bottom 10 Dist.



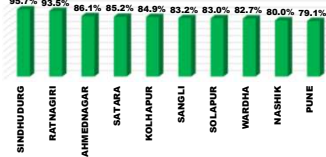
PMAY-G Remaining 2nd Installments Bottom 10 Dist



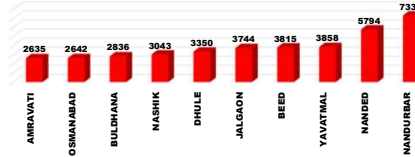
PMAY-G Completion TOP 10 Dist.



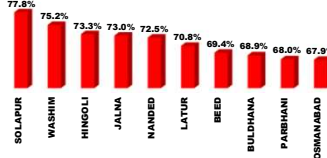
State Schemes Completion TOP 10 Dist.



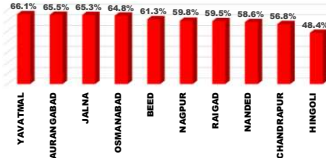
PMAY-G Remaining 3rd Installments Bottom 10 Dist



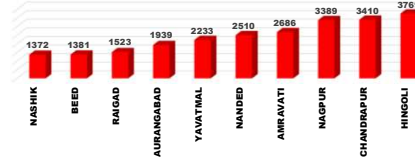
PMAY-G Completion Bottom 10 Dist.




State Schemes Completion Bottom 10 Dist.



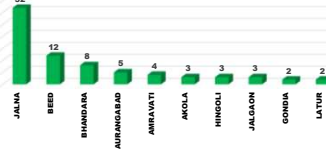
State Schemes Remaining 1st Installments Bottom 10 Dist



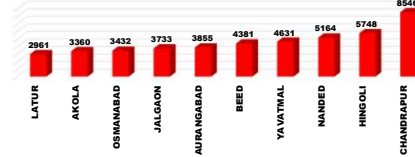
PMAY-G Daily Completion Top 10 Dist.



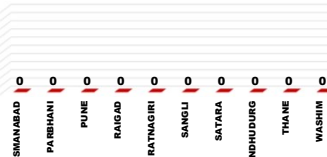
State Schemes Daily Completion Top 10 Dist.



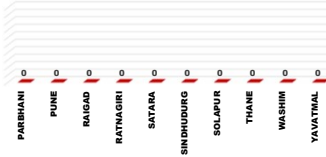
State Schemes Remaining 2nd Installments Bottom 10 Dist



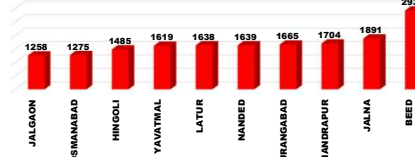
PMAY-G Daily Completion Bottom 10 Dist.



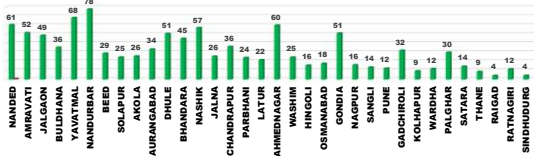
State Schemes Daily Completion Bottom 10 Dist.



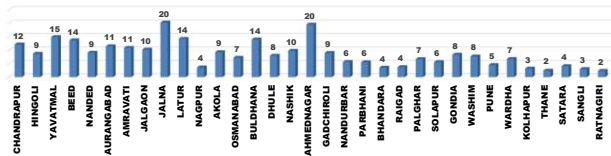
State Schemes Remaining 3rd Installments Bottom 10 Dist



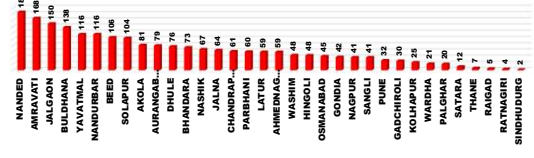
PMAY-G : Current Pace of Completion Per Day (Abhiyan)



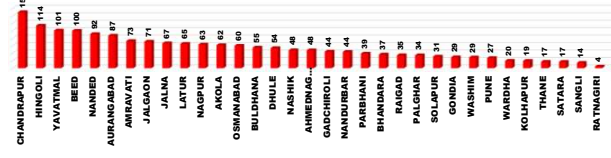
State Schemes : Current Pace of Completion Per Day (Abhiyan)



PMAY-G Required Pace of Completion Per Day



State Schemes Required Pace of Completion Per Day



प्रधानमंत्री आवास योजना ग्रामीण - मंजूरी (PWL+Awaas Plus)

Sr. No.	Division	Target (PWL+Awaas Plus)	20.08.2023	21.08.2023	Daily Achivement	Remaining
1	NASHIK DIV.	412019	411661	411661	0	358
2	AMRAVATI DIV.	270828	269270	269270	0	1558
3	AURANGABAD DIV.	236300	235471	235418	0	882
4	NAGPUR DIV.	289034	288228	288226	0	808
5	KONKAN DIV.	69517	69466	69466	0	51
6	PUNE DIV.	120610	119466	119379	0	1231
Total		1398308	1393562	1393420	0	4888

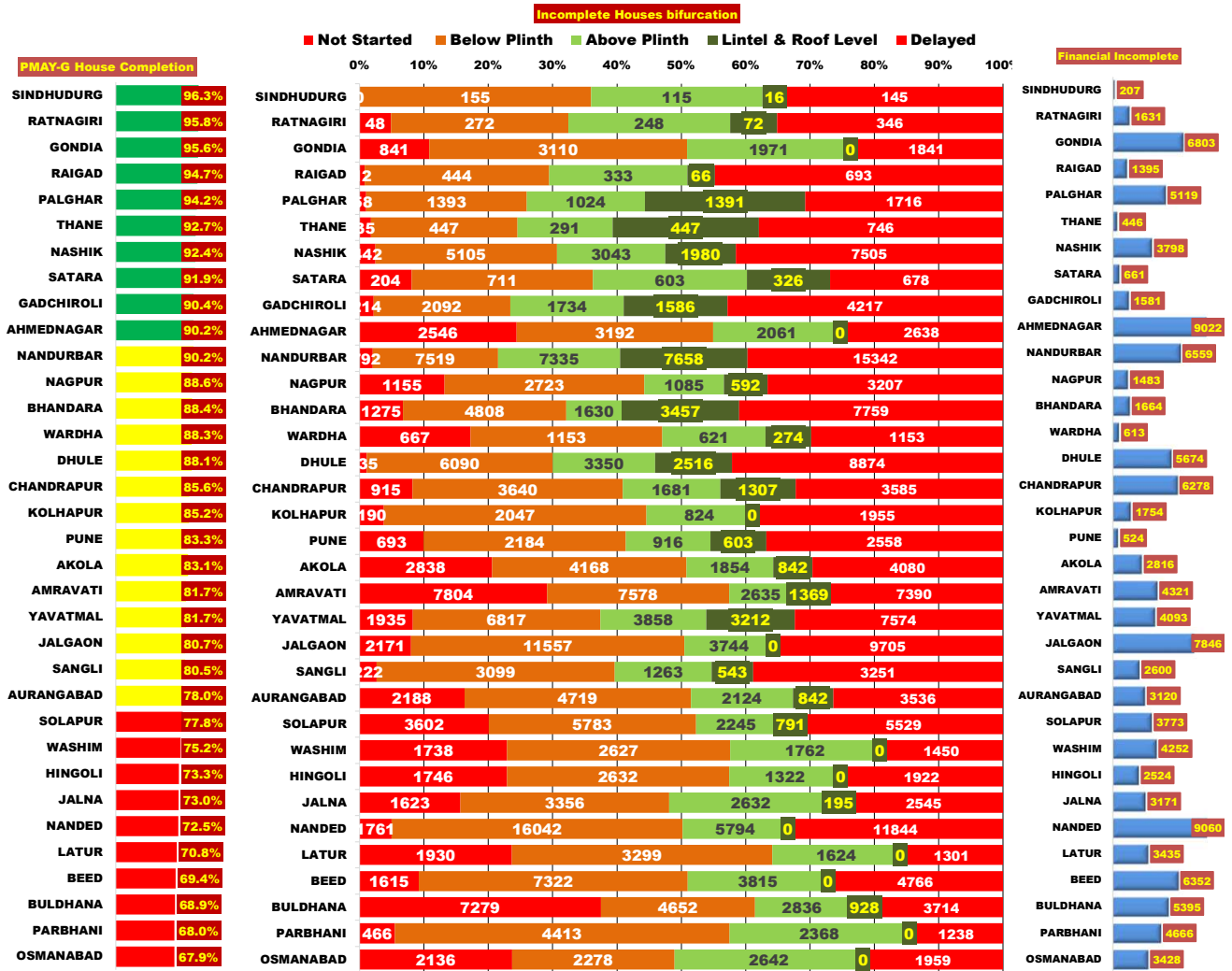
Sr. No.	District	Target (PWL+Awaas Plus)	20.08.2023	21.08.2023	Daily Achivement	Remaining
1	AHMEDNAGAR	60551	60467	60467	0	84
2	AKOLA	48598	48364	48364	0	234
3	AMRAVATI	93192	92740	92740	0	452
4	BEED	34984	34836	34836	0	148
5	BULDHANA	44705	44669	44669	0	36
6	CHANDRAPUR	42516	42434	42434	0	82
7	DHULE	64664	64639	64639	0	25
8	GADCHIROLI	31635	31617	31617	0	18
9	GONDIA	95992	95895	95895	0	97
10	HINGOLI	18083	18083	18083	0	0
11	JALGAON	78561	78458	78458	0	103
12	JALNA	24035	24034	24034	0	1
13	KOLHAPUR	17410	17199	17199	0	211
14	LATUR	20415	20368	20368	0	47
15	NAGPUR	36720	36482	36482	0	238
16	NANDED	69191	68788	68788	0	403
17	NANDURBAR	118812	118784	118784	0	28
18	NASHIK	89431	89313	89313	0	118
19	PALGHAR	35188	35188	35188	0	0
20	PARBHANI	18917	18807	18807	0	110
21	PUNE	19230	19180	19180	0	50
22	RAIGAD	9821	9819	9819	0	2
23	RATNAGIRI	9804	9791	9791	0	13
24	SANGLI	21508	21342	21342	0	166
25	SATARA	14707	14512	14512	0	195
26	SINDHUDURG	5132	5096	5096	0	36
27	THANE	9572	9572	9572	0	0
28	WARDHA	18046	17918	17918	0	128
29	WASHIM	20100	19636	19636	0	464
30	YAVATMAL	64233	63861	63861	0	372
31	BHANDARA	64125	63882	63880	-2	245
32	AURANGABAD	36366	36350	36340	-10	26
33	OSMANABAD	14309	14205	14162	-43	147
34	SOLAPUR	47755	47233	47146	-87	609
Total		1398308	1393562	1393420	0	4888

प्रधानमंत्री आवास योजना - ग्रामीण : भूमिहीन लाभार्थी अहवाल

Sr. No.	District	Google Sheet Report			AwaasSoft Report			
		Total Landless	Provided land	Remaining	Landless beneficiaries tagged in AwaasSoft	Landless beneficiaries provided land	Remaining Landless	Remaining Tag (provided land)
1	DHULE	18	18	0	18	18	0	0
2	GADCHIROLI	8	8	0	9	9	0	-1
3	GONDIA	2450	2450	0	2457	2329	128	121
4	KOLHAPUR	257	257	0	253	228	25	29
5	NANDURBAR	0	0	0	0	0	0	0
6	PALGHAR	11	11	0	11	11	0	0
7	RAIGAD	6	6	0	6	6	0	0
8	RATNAGIRI	23	23	0	23	23	0	0
9	SINDHUDURG	420	420	0	418	418	0	2
10	NANDED	354	322	32	372	263	109	59
11	THANE	112	80	32	118	60	58	20
12	BEED	212	125	87	364	66	298	59
13	SANGLI	338	213	125	352	142	210	71
14	SATARA	869	689	180	862	625	237	64
15	PARBHANI	307	63	244	300	54	246	9
16	NASHIK	1794	1471	323	1694	1162	532	309
17	PUNE	2069	1603	466	2062	867	1195	736
18	CHANDRAPUR	2456	1912	544	2502	1614	888	298
19	WARDHA	2359	1809	550	2403	1804	599	5
20	NAGPUR	4587	3705	882	4595	3546	1049	159
21	HINGOLI	1713	796	917	1713	466	1247	330
22	JALNA	1359	406	953	1374	85	1289	321
23	BHANDARA	5024	4002	1022	5025	4108	917	-106
24	LATUR	2184	1150	1034	2258	810	1448	340
25	JALGAON	22530	21460	1070	22585	20901	1684	559
26	WASHIM	3085	1683	1402	3067	1511	1556	172
27	AURANGABAD	3266	1700	1566	3242	1807	1435	-107
28	OSMANABAD	2258	531	1727	2330	56	2274	475
29	YAVATMAL	3666	1640	2026	3354	1519	1835	121
30	AKOLA	7278	5134	2144	7217	5179	2038	-45
31	AHMEDNAGAR	7586	5240	2346	7810	5117	2693	123
32	SOLAPUR	6559	3944	2615	6469	3262	3207	682
33	BULDHANA	15352	9266	6086	15705	9146	6559	120
34	AMRAVATI	20723	13727	6996	19838	12841	6997	886
	Total	121233	85864	35369	120806	80053	40753	6070

प्रधानमंत्री आवास योजना ग्रामीण - पूर्ण घरकूले

Sr. No.	Division	Sanction	20.08.2023	21.08.2023	Daily Achivement	Remaining	Avg. Completed Per Day From 20.11.22 to Today	To be Completed in Per Day till 30.11.23
1	AURANGABAD DIV.	235418	169994	170028	34	65390	228	647
2	AMRAVATI DIV.	269270	213691	213702	11	55568	206	550
3	NAGPUR DIV.	288226	261116	261123	7	27103	193	268
4	NASHIK DIV.	411661	364396	364398	2	47263	295	468
5	KONKAN DIV.	69466	65618	65619	1	3847	59	38
6	PUNE DIV.	119379	97852	97853	1	21526	75	213
Total		1393420	1172667	1172723	56	220697	1057	2185



प्रधानमंत्री आवास योजना ग्रामीण - पूर्ण घरकूले

Sr. No.	District	Sanction	20.08.2023	21.08.2023	Daily Achivement	Remaining	Completed & verified	To be Completed in Per Day till 30.11.23
1	JALNA	24034	17509	17535	26	6499	16228	64
2	BEED	34836	24164	24171	7	10665	22185	106
3	AMRAVATI	92740	75808	75813	5	16927	73354	168
4	BHANDARA	63880	56471	56475	4	7405	52710	73
5	BULDHANA	44669	30753	30756	3	13913	28974	138
6	YAVATMAL	63861	52170	52173	3	11688	48039	116
7	NANDURBAR	118784	107095	107097	2	11687	95480	116
8	WARDHA	17918	15813	15815	2	2103	15203	21
9	AURANGABAD	36340	28341	28342	1	7998	26467	79
10	GONDIA	95895	91628	91629	1	4266	90981	42
11	PALGHAR	35188	33160	33161	1	2027	31322	20
12	SOLAPUR	47146	36685	36686	1	10460	34725	104
13	AHMEDNAGAR	60467	54547	54547	0	5920	53653	59
14	AKOLA	48364	40197	40197	0	8167	38662	81
15	CHANDRAPUR	42434	36310	36310	0	6124	34891	61
16	DHULE	64639	56930	56930	0	7709	52448	76
17	GADCHIROLI	31617	28589	28589	0	3028	25991	30
18	HINGOLI	18083	13249	13249	0	4834	12693	48
19	JALGAON	78458	63311	63311	0	15147	61157	150
20	KOLHAPUR	17199	14659	14659	0	2540	14210	25
21	LATUR	20368	14425	14425	0	5943	13889	59
22	NAGPUR	36482	32305	32305	0	4177	30927	41
23	NANDED	68788	49896	49896	0	18892	47377	187
24	NASHIK	89313	82513	82513	0	6800	78743	67
25	OSMANABAD	14162	9618	9618	0	4544	8314	45
26	PARBHANI	18807	12792	12792	0	6015	12174	60
27	PUNE	19180	15986	15986	0	3194	14784	32
28	RAIGAD	9819	9297	9297	0	522	8964	5
29	RATNAGIRI	9791	9382	9382	0	409	9151	4
30	SANGLI	21342	17180	17180	0	4162	16215	41
31	SATARA	14512	13342	13342	0	1170	12668	12
32	SINDHUDURG	5096	4905	4905	0	191	4810	2
33	THANE	9572	8874	8874	0	698	8352	7
34	WASHIM	19636	14763	14763	0	4873	14092	48
Total		1393420	1172667	1172723	56	220697	1109833	2185

राज्यपुरस्कृत आवास योजना ग्रामीण - मंजूरी

Sr. No.	Division	Target	20.08.2023	21.08.2023	Daily Achivement	Sanction %	Remaining	Sanction State Rank
1	NAGPUR DIV.	163668	109079	109124	45	66.7%	54544	4
2	AMRAVATI DIV.	156577	103978	103990	12	66.4%	52587	3
3	KONKAN DIV.	44680	35049	35049	0	78.4%	9631	1
4	PUNE DIV.	79398	64644	64644	0	81.4%	14754	2
5	NASHIK DIV.	207115	119319	119319	0	57.6%	87796	5
6	AURANGABAD DIV.	269235	177857	177857	0	66.1%	91378	6
Total		920673	609926	609983	57	66.3%	310690	

Sr. No.	District	Target	20.08.2023	21.08.2023	Daily Achivement	Sanction %	Remaining	Sanction State Rank
1	WARDHA	14707	11450	11495	45	78.2%	3212	7
2	YAVATMAL	40759	30069	30081	12	73.8%	10678	32
3	AHMEDNAGAR	39938	34808	34808	0	87.2%	5130	33
4	AKOLA	34781	19717	19717	0	56.7%	15064	22
5	AMRAVATI	36242	22779	22779	0	62.9%	13463	26
6	AURANGABAD	36954	25516	25516	0	69.0%	11438	28
7	BEED	33057	26166	26166	0	79.2%	6891	30
8	BHANDARA	21794	16429	16429	0	75.4%	5365	16
9	BULDHANA	28967	20426	20426	0	70.5%	8541	23
10	CHANDRAPUR	54555	35126	35126	0	64.4%	19429	34
11	DHULE	31410	19105	19105	0	60.8%	12305	20
12	GADCHIROLI	20609	16257	16257	0	78.9%	4352	15
13	GONDIA	18712	13869	13869	0	74.1%	4843	12
14	HINGOLI	38798	22317	22317	0	57.5%	16481	24
15	JALGAON	34417	25749	25749	0	74.8%	8668	29
16	JALNA	38892	19469	19469	0	50.1%	19423	21
17	KOLHAPUR	16830	12904	12904	0	76.7%	3926	10
18	LATUR	35747	26710	26710	0	74.7%	9037	31
19	NAGPUR	33291	15948	15948	0	47.9%	17343	14
20	NANDED	34410	22325	22325	0	64.9%	12085	25
21	NANDURBAR	51420	15418	15418	0	30.0%	36002	13
22	NASHIK	49930	24239	24239	0	48.5%	25691	27
23	OSMANABAD	22761	17247	17247	0	75.8%	5514	17
24	PALGHAR	16073	11748	11748	0	73.1%	4325	9
25	PARBHANI	28616	18107	18107	0	63.3%	10509	18
26	PUNE	17336	13138	13138	0	75.8%	4198	11
27	RAIGAD	10569	8637	8637	0	81.7%	1932	5
28	RATNAGIRI	7197	6690	6690	0	93.0%	507	3
29	SANGLI	10132	8604	8604	0	84.9%	1528	4
30	SATARA	11532	11513	11513	0	99.8%	19	8
31	SINDHUDURG	2267	2109	2109	0	93.0%	158	1
32	SOLAPUR	23568	18485	18485	0	78.4%	5083	19
33	THANE	8574	5865	5865	0	68.4%	2709	2
34	WASHIM	15828	10987	10987	0	69.4%	4841	6
Total		920673	609926	609983	57	66.3%	310690	

राज्यपुरस्कृत आवास योजना ग्रामीण - प्रलंबीत मंजूरी

Sr. No.	Division	रमाई आवास योजना	शबरी आवास योजना	आदीम आवास योजना	पारधी आवास योजना	य.च.मु.व योजना	धनगर आवास योजना	एकूण
1	KONKAN DIV.	1470	8111	25	3	22	0	9631
2	PUNE DIV.	10892	3622	4	55	20	161	14754
3	AMRAVATI DIV.	31991	20120	194	9	239	34	52587
4	NAGPUR DIV.	27655	24739	222	2	1899	27	54544
5	NASHIK DIV.	21455	66172	61	20	59	29	87796
6	AURANGABAD DIV.	61973	28007	238	26	294	840	91378
	Total	155436	150771	744	115	2533	1091	310690

Sr. No.	District	रमाई आवास योजना	शबरी आवास योजना	आदीम आवास योजना	पारधी आवास योजना	य.च.मु.व योजना	धनगर आवास योजना	एकूण
1	SATARA	19	0	0	0	0	0	19
2	SINDHUDURG	128	14	16	0	0	0	158
3	RATNAGIRI	400	84	0	1	22	0	507
4	SANGLI	1486	30	0	12	0	0	1528
5	RAIGAD	522	1408	0	2	0	0	1932
6	THANE	321	2382	6	0	0	0	2709
7	WARDHA	888	2220	104	0	0	0	3212
8	KOLHAPUR	3730	35	0	0	0	161	3926
9	PUNE	844	3316	4	14	20	0	4198
10	PALGHAR	99	4223	3	0	0	0	4325
11	GADCHIROLI	1078	3248	26	0	0	0	4352
12	WASHIM	3625	1216	0	0	0	0	4841
13	GONDIA	3243	1585	0	0	0	15	4843
14	SOLAPUR	4813	241	0	29	0	0	5083
15	AHMEDNAGAR	2655	2475	0	0	0	0	5130
16	BHANDARA	3871	1446	0	0	36	12	5365
17	OSMANABAD	5111	264	0	0	139	0	5514
18	BEED	5587	1298	0	6	0	0	6891
19	BULDHANA	5765	2742	0	0	0	34	8541
20	JALGAON	3578	5057	0	4	0	29	8668
21	LATUR	7200	933	0	4	67	833	9037
22	PARBHANI	7664	2764	0	0	81	0	10509
23	YAVATMAL	5759	4651	194	1	73	0	10678
24	AURANGABAD	7172	4260	0	6	0	0	11438
25	NANDED	5222	6617	238	8	0	0	12085
26	DHULE	3860	8386	0	0	59	0	12305
27	AMRAVATI	5253	8037	0	7	166	0	13463
28	AKOLA	11589	3474	0	1	0	0	15064
29	HINGOLI	7038	9443	0	0	0	0	16481
30	NAGPUR	12087	5252	0	0	4	0	17343
31	JALNA	16979	2428	0	2	7	7	19423
32	CHANDRAPUR	6488	10988	92	2	1859	0	19429
33	NASHIK	10415	15209	61	6	0	0	25691
34	NANDURBAR	947	35045	0	10	0	0	36002
	Total	155436	150771	744	115	2533	1091	310690

राज्यपुरस्कृत आवास योजना ग्रामीण - पूर्ण घरकूले

Sr. No.	Division	Sanction	20.08.2023	21.08.2023	Daily Achivement	Completion %	Remaining	To be Completed in Per Day till 30.11.23
1	AURANGABAD DIV.	177857	114737	114793	56	64.5%	63064	624
2	NAGPUR DIV.	109124	74414	74426	12	68.2%	34698	344
3	AMRAVATI DIV.	103990	71726	71734	8	69.0%	32256	319
4	NASHIK DIV.	119319	92608	92612	4	77.6%	26707	264
5	KONKAN DIV.	35049	25811	25812	1	73.6%	9237	91
6	PUNE DIV.	64644	53652	53653	1	83.0%	10991	109
	Total	609983	432948	433030	82	71.0%	176953	1752

Sr. No.	District	Sanction	20.08.2023	21.08.2023	Daily Achivement	Completion %	Remaining	To be Completed in Per Day till 30.11.23
1	JALNA	19469	12690	12722	32	65.3%	6747	67
2	BEED	26166	16017	16029	12	61.3%	10137	100
3	BHANDARA	16429	12727	12735	8	77.5%	3694	37
4	AURANGABAD	25516	16708	16713	5	65.5%	8803	87
5	AMRAVATI	22779	15432	15436	4	67.8%	7343	73
6	AKOLA	19717	13475	13478	3	68.4%	6239	62
7	HINGOLI	22317	10797	10800	3	48.4%	11517	114
8	JALGAON	25749	18567	18570	3	72.1%	7179	71
9	GONDIA	13869	10935	10937	2	78.9%	2932	29
10	LATUR	26710	20119	20121	2	75.3%	6589	65
11	WARDHA	11495	9505	9507	2	82.7%	1988	20
12	BULDHANA	20426	14859	14860	1	72.8%	5566	55
13	NANDED	22325	13075	13076	1	58.6%	9249	92
14	NASHIK	24239	19390	19391	1	80.0%	4848	48
15	OSMANABAD	17247	11170	11171	1	64.8%	6076	60
16	PALGHAR	11748	8268	8269	1	70.4%	3479	34
17	SANGLI	8604	7156	7157	1	83.2%	1447	14
18	AHMEDNAGAR	34808	29969	29969	0	86.1%	4839	48
19	CHANDRAPUR	35126	19938	19938	0	56.8%	15188	150
20	DHULE	19105	13672	13672	0	71.6%	5433	54
21	GADCHIROLI	16257	11765	11765	0	72.4%	4492	44
22	KOLHAPUR	12904	10951	10951	0	84.9%	1953	19
23	NAGPUR	15948	9544	9544	0	59.8%	6404	63
24	NANDURBAR	15418	11010	11010	0	71.4%	4408	44
25	PARBHANI	18107	14161	14161	0	78.2%	3946	39
26	PUNE	13138	10388	10388	0	79.1%	2750	27
27	RAIGAD	8637	5141	5141	0	59.5%	3496	35
28	RATNAGIRI	6690	6252	6252	0	93.5%	438	4
29	SATARA	11513	9809	9809	0	85.2%	1704	17
30	SINDHUDURG	2109	2019	2019	0	95.7%	90	1
31	SOLAPUR	18485	15348	15348	0	83.0%	3137	31
32	THANE	5865	4131	4131	0	70.4%	1734	17
33	WASHIM	10987	8084	8084	0	73.6%	2903	29
34	YAVATMAL	30081	19876	19876	0	66.1%	10205	101
	Total	609983	432948	433030	82	71.0%	176953	1752

राज्य योजना अपूर्ण घरकुले

Sr. No.	Division	रमाई आवास योजना	शबरी आवास योजना	आदीम आवास योजना	पारधी आवास योजना	य.च.मु.व योजना	धनगर आवास योजना	एकूण
1	KONKAN DIV.	1070	7556	591	0	8	12	9237
2	PUNE DIV.	9497	962	56	58	54	364	10991
3	NASHIK DIV.	12195	14178	25	126	20	163	26707
4	AMRAVATI DIV.	17817	10927	2244	212	1001	55	32256
5	NAGPUR DIV.	11118	18526	690	23	4331	10	34698
6	AURANGABAD DIV.	53909	8571	47	63	376	98	63064
Total		105606	60720	3653	482	5790	702	176953

Sr. No.	District	रमाई आवास योजना	शबरी आवास योजना	आदीम आवास योजना	पारधी आवास योजना	य.च.मु.व योजना	धनगर आवास योजना	एकूण
1	SINDHUDURG	89	1	0	0	0	0	90
2	RATNAGIRI	405	21	4	0	8	0	438
3	AHMEDNAGAR	2641	2162	0	16	20	0	4839
4	SATARA	1631	40	0	0	33	0	1704
5	KOLHAPUR	1557	12	0	0	20	364	1953
6	SANGLI	1436	7	0	4	0	0	1447
7	SOLAPUR	3048	80	0	8	1	0	3137
8	WARDHA	1192	643	152	1	0	0	1988
9	NASHIK	2619	2174	25	30	0	0	4848
10	PUNE	1825	823	56	46	0	0	2750
11	GONDIA	1447	1485	0	0	0	0	2932
12	PARBHANI	3310	467	0	0	169	0	3946
13	BHANDARA	1585	1289	0	0	810	10	3694
14	LATUR	6449	140	0	0	0	0	6589
15	WASHIM	1893	1005	0	2	0	3	2903
16	BULDHANA	5005	492	0	17	0	52	5566
17	GADCHIROLI	1403	2798	291	0	0	0	4492
18	JALGAON	3458	3492	0	66	0	163	7179
19	DHULE	2448	2971	0	14	0	0	5433
20	NANDURBAR	1029	3379	0	0	0	0	4408
21	THANE	263	1213	258	0	0	0	1734
22	PALGHAR	66	3279	134	0	0	0	3479
23	AKOLA	4899	1305	0	35	0	0	6239
24	AMRAVATI	3598	3568	0	28	149	0	7343
25	YAVATMAL	2422	4557	2244	130	852	0	10205
26	AURANGABAD	7430	1366	0	7	0	0	8803
27	JALNA	6512	79	0	7	51	98	6747
28	OSMANABAD	5797	82	0	41	156	0	6076
29	BEED	9636	493	0	8	0	0	10137
30	NAGPUR	882	5508	0	6	8	0	6404
31	RAIGAD	247	3042	195	0	0	12	3496
32	NANDED	8753	449	47	0	0	0	9249
33	CHANDRAPUR	4609	6803	247	16	3513	0	15188
34	HINGOLI	6022	5495	0	0	0	0	11517
Total		105606	60720	3653	482	5790	702	176953

प्रधानमंत्री आवास योजना ग्रामीण - हप्ते वितरण

Sr. No.	Division	1st Installment (Daily Achivement)	1st Installment Remaining	2nd Installment (Daily Achivement)	2nd Installment Remaining	3rd Installment (Daily Achivement)	3rd Installment Remaining
1	NASHIK DIV.	0	6186	0	33463	0	19533
2	AMRAVATI DIV.	0	21594	0	25842	0	12945
3	AURANGABAD DIV.	0	13465	0	44061	0	22321
4	NAGPUR DIV.	0	5067	0	17526	0	8722
5	KONKAN DIV.	0	153	0	2711	0	2011
6	PUNE DIV.	0	4911	0	13824	0	5851
Total		0	51376	0	137427	0	71383

PMAY-G 1st Ins Pending

SINDHUDURG	0
RAIGAD	12
THANE	35
RATNAGIRI	48
PALGHAR	58
KOLHAPUR	190
SATARA	204
GADCHIROLI	214
SANGLI	222
DHULE	235
NASHIK	442
PARBHANI	466
WARDHA	667
PUNE	693
NANDURBAR	792
GONDIA	841
CHANDRAPUR	915
NAGPUR	1155
BHANDARA	1275
BEED	1615
JALNA	1623
WASHIM	1738
HINGOLI	1746
NANDED	1761
LATUR	1930
YAVATMAL	1935
OSMANABAD	2136
JALGAON	2171
AURANGABAD	2188
AHMEDNAGAR	2546
AKOLA	2838
SOLAPUR	3602
BULDHANA	7279
AMRAVATI	7804

PMAY-G 2nd Ins Pending

SINDHUDURG	155
RATNAGIRI	272
RAIGAD	444
THANE	447
SATARA	711
WARDHA	1153
PALGHAR	1393
KOLHAPUR	2047
GADCHIROLI	2092
PUNE	2184
OSMANABAD	2278
WASHIM	2627
HINGOLI	2632
NAGPUR	2723
SANGLI	3099
GONDIA	3110
AHMEDNAGAR	3192
LATUR	3299
JALNA	3356
CHANDRAPUR	3640
AKOLA	4168
PARBHANI	4413
BULDHANA	4652
AURANGABAD	4719
BHANDARA	4808
NASHIK	5105
SOLAPUR	5783
DHULE	6090
YAVATMAL	6817
BEED	7322
NANDURBAR	7519
AMRAVATI	7578
JALGAON	11557
NANDED	16042

PMAY-G 3rd Ins Pending

SINDHUDURG	115
RATNAGIRI	248
THANE	291
RAIGAD	333
SATARA	603
WARDHA	621
KOLHAPUR	824
PUNE	916
PALGHAR	1024
NAGPUR	1085
SANGLI	1263
HINGOLI	1322
LATUR	1624
BHANDARA	1630
CHANDRAPUR	1681
GADCHIROLI	1734
WASHIM	1762
AKOLA	1854
GONDIA	1971
AHMEDNAGAR	2061
AURANGABAD	2124
SOLAPUR	2245
PARBHANI	2368
JALNA	2632
AMRAVATI	2635
OSMANABAD	2642
BULDHANA	2836
NASHIK	3043
DHULE	3350
JALGAON	3744
BEED	3815
YAVATMAL	3858
NANDED	5794
NANDURBAR	7335

प्रधानमंत्री आवास योजना ग्रामीण - हप्ते वितरण

Sr. No.	District	1st Installment (Daily Achivement)	1st Installment Remaining	2nd Installment (Daily Achivement)	2nd Installment Remaining	3rd Installment (Daily Achivement)	3rd Installment Remaining
1	AHMEDNAGAR	0	2546	0	3192	0	2061
2	AKOLA	0	2838	0	4168	0	1854
3	AMRAVATI	0	7804	0	7578	0	2635
4	AURANGABAD	0	2188	0	4719	0	2124
5	BEED	0	1615	0	7322	0	3815
6	BHANDARA	0	1275	0	4808	0	1630
7	BULDHANA	0	7279	0	4652	0	2836
8	CHANDRAPUR	0	915	0	3640	0	1681
9	DHULE	0	235	0	6090	0	3350
10	GADCHIROLI	0	214	0	2092	0	1734
11	GONDIA	0	841	0	3110	0	1971
12	HINGOLI	0	1746	0	2632	0	1322
13	JALGAON	0	2171	0	11557	0	3744
14	JALNA	0	1623	0	3356	0	2632
15	KOLHAPUR	0	190	0	2047	0	824
16	LATUR	0	1930	0	3299	0	1624
17	NAGPUR	0	1155	0	2723	0	1085
18	NANDED	0	1761	0	16042	0	5794
19	NANDURBAR	0	792	0	7519	0	7335
20	NASHIK	0	442	0	5105	0	3043
21	OSMANABAD	0	2136	0	2278	0	2642
22	PALGHAR	0	58	0	1393	0	1024
23	PARBHANI	0	466	0	4413	0	2368
24	PUNE	0	693	0	2184	0	916
25	RAIGAD	0	12	0	444	0	333
26	RATNAGIRI	0	48	0	272	0	248
27	SANGLI	0	222	0	3099	0	1263
28	SATARA	0	204	0	711	0	603
29	SINDHUDURG	0	0	0	155	0	115
30	SOLAPUR	0	3602	0	5783	0	2245
31	THANE	0	35	0	447	0	291
32	WARDHA	0	667	0	1153	0	621
33	WASHIM	0	1738	0	2627	0	1762
34	YAVATMAL	0	1935	0	6817	0	3858
	Total	0	51376	0	137427	0	71383

राज्यपुरस्कृत आवास योजना ग्रामीण - हप्ते वितरण

Sr. No.	Division	1st Installment (Daily Achivement)	1st Installment Remaining	2nd Installment (Daily Achivement)	2nd Installment Remaining	3rd Installment (Daily Achivement)	3rd Installment Remaining
1	NASHIK DIV.	0	5713	0	10449	0	5361
2	AMRAVATI DIV.	0	6680	0	13848	0	5134
3	AURANGABAD DIV.	0	13396	0	30255	0	13544
4	NAGPUR DIV.	0	9645	0	15891	0	4297
5	KONKAN DIV.	0	2662	0	3097	0	1288
6	PUNE DIV.	0	2816	0	4097	0	1826
Total		0	40912	0	77637	0	31450

State Schemes 1st Ins Pending

SINDHUDURG	5
RATNAGIRI	42
SANGLI	165
PALGHAR	170
WARDHA	425
BULDHANA	471
KOLHAPUR	520
WASHIM	532
GONDIA	577
PUNE	584
SOLAPUR	585
PARBHANI	699
AKOLA	758
DHULE	822
AHMEDNAGAR	842
JALNA	884
GADCHIROLI	907
THANE	922
BHANDARA	937
SATARA	962
LATUR	1014
OSMANABAD	1200
JALGAON	1328
NANDURBAR	1349
NASHIK	1372
BEED	1381
RAIGAD	1523
AURANGABAD	1939
YAVATMAL	2233
NANDED	2510
AMRAVATI	2686
NAGPUR	3389
CHANDRAPUR	3410
HINGOLI	3769

State Schemes 2nd Ins Pending

SINDHUDURG	52
RATNAGIRI	115
SATARA	267
THANE	272
SANGLI	680
NANDURBAR	718
PUNE	826
WARDHA	893
KOLHAPUR	966
RAIGAD	1037
BHANDARA	1354
SOLAPUR	1358
GONDIA	1383
WASHIM	1447
NASHIK	1456
GADCHIROLI	1467
PALGHAR	1621
BULDHANA	1781
DHULE	1899
PARBHANI	2221
NAGPUR	2248
JALNA	2493
AMRAVATI	2629
AHMEDNAGAR	2643
LATUR	2961
AKOLA	3360
OSMANABAD	3432
JALGAON	3733
AURANGABAD	3855
BEED	4381
YAVATMAL	4631
NANDED	5164
HINGOLI	5748
CHANDRAPUR	8546

State Schemes 3rd Ins Pending

SINDHUDURG	23
RATNAGIRI	89
THANE	156
SATARA	206
KOLHAPUR	259
WARDHA	284
SANGLI	292
NAGPUR	354
BHANDARA	368
RAIGAD	447
PUNE	478
GONDIA	555
PALGHAR	573
SOLAPUR	591
WASHIM	695
AMRAVATI	786
NASHIK	825
NANDURBAR	840
AKOLA	956
PARBHANI	1018
GADCHIROLI	1032
BULDHANA	1078
AHMEDNAGAR	1197
DHULE	1241
JALGAON	1258
OSMANABAD	1275
HINGOLI	1485
YAVATMAL	1619
LATUR	1638
NANDED	1639
AURANGABAD	1665
CHANDRAPUR	1704
JALNA	1891
BEED	2933

राज्यपुरस्कृत आवास योजना ग्रामीण -हप्ते वितरण

Sr. No.	District	1st Installment (Daily Achivement)	1st Installment Remaining	2nd Installment (Daily Achivement)	2nd Installment Remaining	3rd Installment (Daily Achivement)	3rd Installment Remaining
1	AHMEDNAGAR	0	842	0	2643	0	1197
2	AKOLA	0	758	0	3360	0	956
3	AMRAVATI	0	2686	0	2629	0	786
4	AURANGABAD	0	1939	0	3855	0	1665
5	BEED	0	1381	0	4381	0	2933
6	BHANDARA	0	937	0	1354	0	368
7	BULDHANA	0	471	0	1781	0	1078
8	CHANDRAPUR	0	3410	0	8546	0	1704
9	DHULE	0	822	0	1899	0	1241
10	GADCHIROLI	0	907	0	1467	0	1032
11	GONDIA	0	577	0	1383	0	555
12	HINGOLI	0	3769	0	5748	0	1485
13	JALGAON	0	1328	0	3733	0	1258
14	JALNA	0	884	0	2493	0	1891
15	KOLHAPUR	0	520	0	966	0	259
16	LATUR	0	1014	0	2961	0	1638
17	NAGPUR	0	3389	0	2248	0	354
18	NANDED	0	2510	0	5164	0	1639
19	NANDURBAR	0	1349	0	718	0	840
20	NASHIK	0	1372	0	1456	0	825
21	OSMANABAD	0	1200	0	3432	0	1275
22	PALGHAR	0	170	0	1621	0	573
23	PARBHANI	0	699	0	2221	0	1018
24	PUNE	0	584	0	826	0	478
25	RAIGAD	0	1523	0	1037	0	447
26	RATNAGIRI	0	42	0	115	0	89
27	SANGLI	0	165	0	680	0	292
28	SATARA	0	962	0	267	0	206
29	SINDHUDURG	0	5	0	52	0	23
30	SOLAPUR	0	585	0	1358	0	591
31	THANE	0	922	0	272	0	156
32	WARDHA	0	425	0	893	0	284
33	WASHIM	0	532	0	1447	0	695
34	YAVATMAL	0	2233	0	4631	0	1619
	Total	0	40912	0	77637	0	31450

प्रधानमंत्री आवास योजना ग्रामीण - Delayed Houses

■ पहिला हप्ता मिळाल्यानंतर १२ महिने उलटूनही अपूर्ण घरकुले
 ■ पहिला हप्ता मिळाल्यानंतर १८ महिने उलटूनही अपूर्ण घरकुले
 ■ पहिला हप्ता मिळाल्यानंतर १० दिवसानंतरही दुसरा हप्ता न मिळालेली घरकुले
 ■ दुसरा हप्ता मिळाल्यानंतर १० दिवसानंतरही तिसरा हप्ता न मिळालेली घरकुले
 ■ तिसरा हप्ता मिळाल्यानंतर १० दिवसानंतरही अपूर्ण घरांची संख्या

जिल्हा	पहिला हप्ता मिळाल्यानंतर १२ महिने उलटूनही अपूर्ण घरकुले	पहिला हप्ता मिळाल्यानंतर १८ महिने उलटूनही अपूर्ण घरकुले	पहिला हप्ता मिळाल्यानंतर १० दिवसानंतरही दुसरा हप्ता न मिळालेली घरकुले	दुसरा हप्ता मिळाल्यानंतर १० दिवसानंतरही तिसरा हप्ता न मिळालेली घरकुले	तिसरा हप्ता मिळाल्यानंतर १० दिवसानंतरही अपूर्ण घरांची संख्या
AHMEDNAGAR	2638	1544	3065	1728	34
AKOLA	4080	3150	3615	1061	631
AMRAVATI	7390	4968	6896	1703	1109
AURANGABAD	3536	2098	4454	1419	680
BEED	4766	1776	6235	2274	590
BHANDARA	7759	4460	4166	1073	2786
BULDHANA	3714	1909	4227	1402	824
CHANDRAPUR	3585	1793	3091	973	663
DHULE	8874	3925	5721	2568	1914
GADCHIROLI	4217	2228	2010	1388	1304
GONDIA	1841	1505	2861	1421	196
HINGOLI	1922	641	2455	834	155
JALGAON	9705	6292	10690	2506	642
JALNA	2545	1012	3141	1727	425
KOLHAPUR	1955	627	1832	573	152
LATUR	1301	651	3177	889	93
NAGPUR	3207	2176	2493	862	657
NANDED	11844	8288	15268	3357	398
NANDURBAR	15342	9839	7266	5660	6168
NASHIK	7505	3366	4753	2366	1667
OSMANABAD	1959	561	1580	2419	14
PALGHAR	1716	565	1299	804	1150
PARBHANI	1238	665	4071	1326	110
PUNE	2558	1621	1902	721	599
RAIGAD	693	325	430	285	167
RATNAGIRI	346	29	260	196	133
SANGLI	3251	2089	2894	813	342
SATARA	678	260	638	430	253
SINDDHURG	145	56	141	105	32
SOLAPUR	5529	4283	5240	1498	718
THANE	746	172	443	225	307
WARDHA	1153	661	957	509	223
WASHIM	1450	764	2224	1131	55
YAVATMAL	7574	3949	6434	2522	2000